

CUBASE

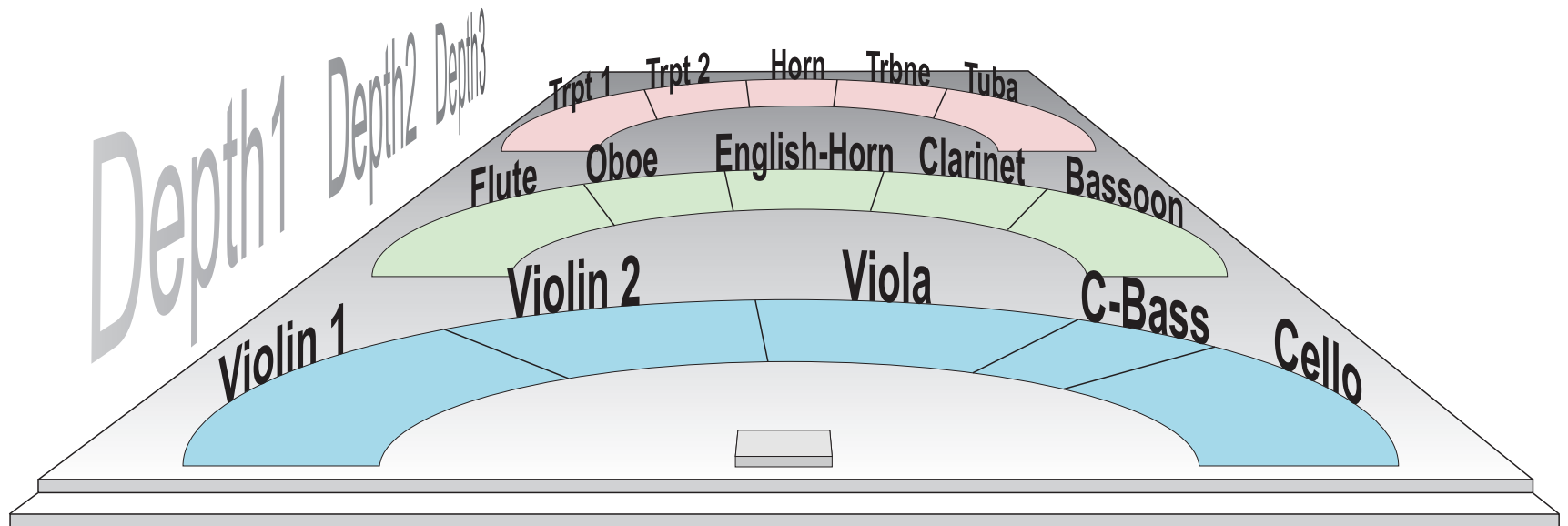
Orchestra Templates

Works with:

CUBASE 5.x or higher

~~CUBASE 5.5.0 and CUBASE 5.5.1 *~~

* The Versions 5.5.0 and 5.5.1 do not support the REVerence «dry/wet-balance» within Group-channels.
So «creating depths» is not possible.



CUBASE Orchestra Templates

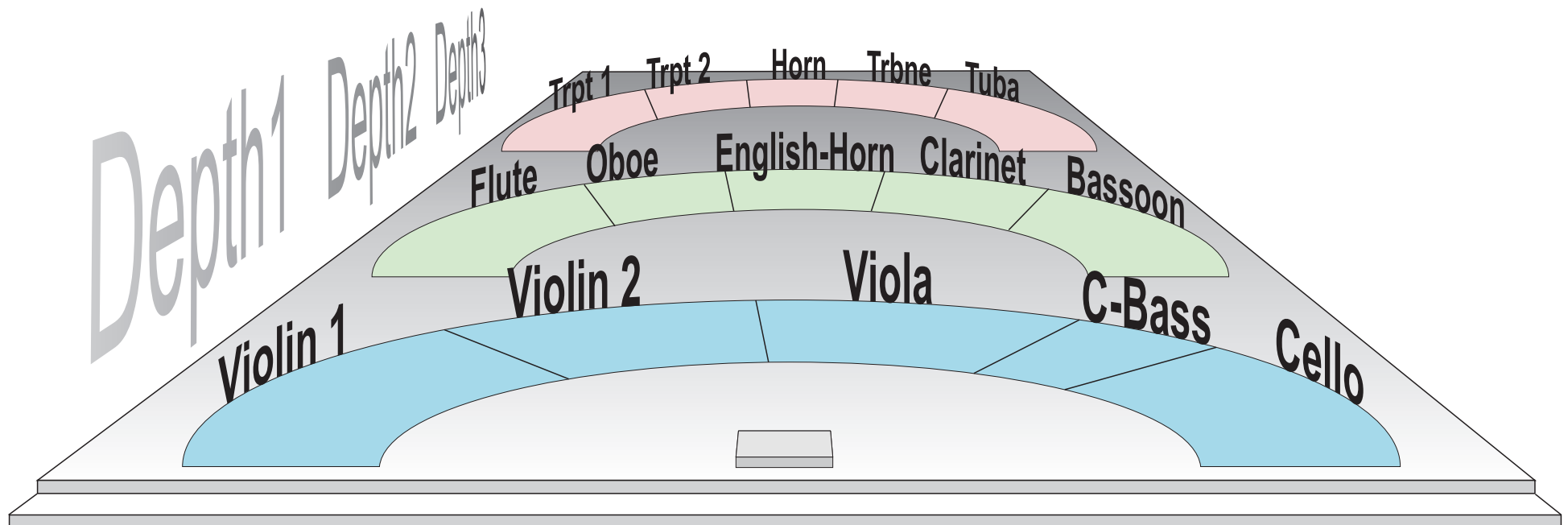
For each instrument on the virtual stage below you will get the „Panning - Preset” and the „Equalizer - Preset” so that the feeling of a correct distance appears together with the convolution reverb.

Each instrument section is collected into a sum channel.
And last but not least there are Reverence Reverbs for getting the different depths.

This enables a good starting point for your mixes or for saving some instrument groups as a mixer-preset.

There are Templates for:

- **Small Solo Ensembles**
- **Chamber Ensembles**
- **Symphony Ensembles**



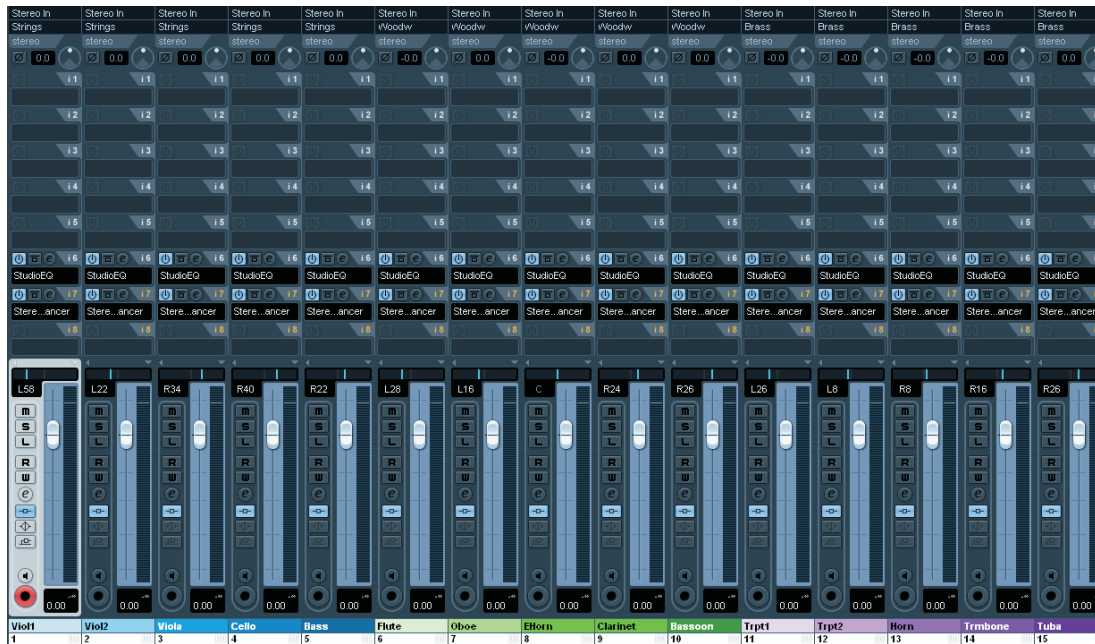
CUBASE Orchestra Templates

The Templates

<i>Template</i>	<i>Room</i>	<i>best for...</i>
Createc_OrchSet_1a Createc_OrchSet_1b Createc_OrchSet_1c	Music Academy Bright Viennesa Hall Small Hall	Small Ensembles or Solo Instruments
Createc_OrchSet_2a Createc_OrchSet_2b Createc_OrchSet_2c	Large Live Stage Ballroom Warm Wooden Church	Chamber Ensembles
Createc_OrchSet_3a Createc_OrchSet_3b Createc_OrchSet_3c Createc_OrchSet_3d	Dutch Concert Hall 1a Austrian Concert Hall Japanese Concert Hall English Chapel	Large Ensembles

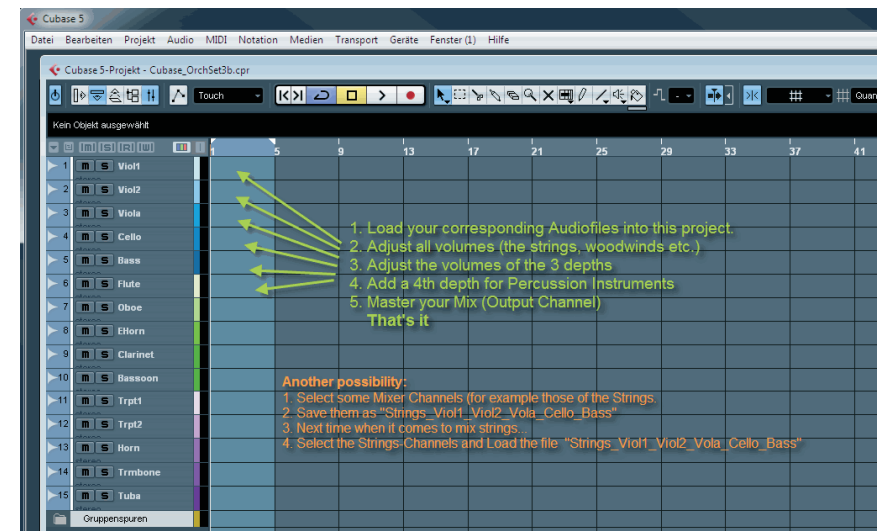
The Templates are available as Cubase 5.x Projects.

CUBASE Orchestra Templates



Description

You will find 10 empty projects - each with 15 Audio-channels: 5 channels for Strings, 5 channels Woodwinds and 5 channels for Brass instruments. All of these channels contain a «Stereo-With Effect» and a «Studio-EQ» with the (typical) adjustments for the corresponding instrument. The audio channels are routed to a sum channel (group): One for the Strings, one for the Woodwinds and one for the Brass instruments. Further, all of these sum channels are routed through its corresponding depth. The depths are created with the Reverb plugin “REVerence”. So, this is done for 10 different concert rooms. The templates are further optimized for 3 different sizes of music ensembles. Of course, you can also use each place in the concert rooms for any other instrument. But, you should probably change the EQ-settings in case of changing intended instruments.



CUBASE Orchestra Templates

How to install the Templates?

Simply unzip the file and save the projects into a folder of your choice.
If you open such a project you are able to import directly corresponding audio files into the audio tracks...

or

you are going to save parts of the mixer. Select for example all strings (audio-channels) and save the mixer part as "strings-Viol1-Viol2-Viola-Cello-Bass"



Works with:

CUBASE 5.x or higher

CUBASE 5.5.0 and CUBASE 5.5.1 *

* The Versions 5.5.0 and 5.5.1 do not support the REVerence «dry/wet-balance» within Group-channels.
So «creating depths» is not possible.

Createc Beat Kaufmann

Obergrütweg 21

CH 5200 Brugg

SWITZERLAND

www.createc.beat-kaufmann.com

The Output Channel is not filled with Plugins in these Templates.
Use it for mastering your pieces.
See a possible example on the right here:

- an EQ for suppressing bad frequencies
- a Multiband Compressor for giving a bit more punch
- a Limiter for cutting the top peaks
- a Dithering Effect for reducing the Bits (24 to 16Bit)

Have fun

Createc
Beat Kaufmann